


Year 4 Art Knowledge Organiser - Drawing

Previous knowledge required: tone, shading, warm and cold colours	
Body language	The non-verbal expression of emotion and thought
Hatching	An artistic technique created by drawing closely spaced parallel lines
Cross hatching	Two layers of hatching at right-angles to create a mesh-like pattern
3D	Making a 2D picture 3D through use of shading and lines
Movement	Visual movement creates the impression of action
Continuous line drawing	A single, unbroken line is used to develop an image
Still life	A work of art depicting mostly inanimate objects



Continuous line drawing:

Take your pen for a walk!
A continuous line means that you cannot take your pencil off the paper as you are drawing.




Body language examples




Cyclist by Boccioni



African dance silhouettes



← Picasso



Cross hatching




Hatching



The Dance by Paula Rego



The Viaduct by L S Lowry



Crosshatching

Can you spot the cross-hatching in this drawing by Steven Wiltshire?

